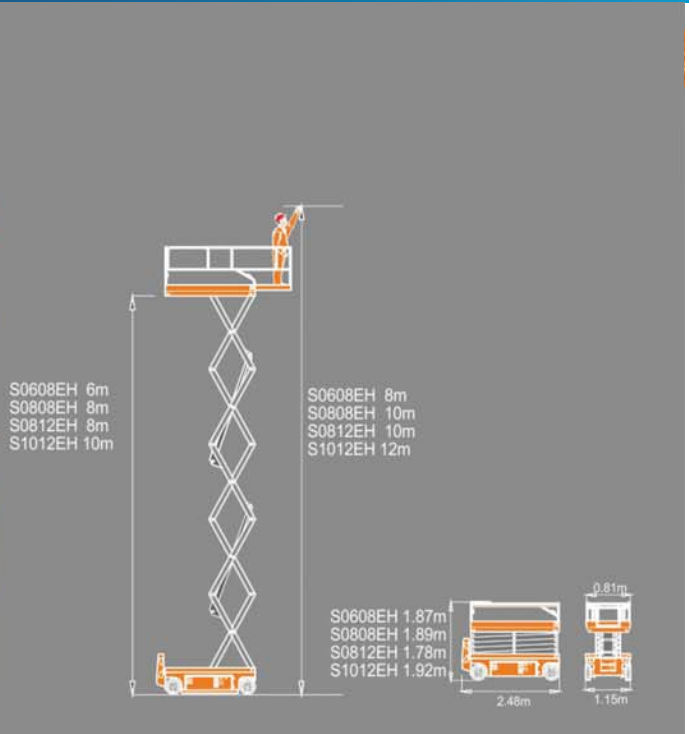










DINGLI S0812-ACE

10M ELECTRIC SCISSOR LIFT



| | S0608EH | S0808EH | S0812EH | S1012EH |
|---|------------|------------|------------|------------|
|  S.W.L | 380kg | 230kg | 450kg | 320kg |
| S.W.L on extension | 113kg | 113kg | 113kg | 113kg |
| Max. occupants(indoor / outdoor) | 2/1 | 2/0 | 2/2 | 2/1 |
|  Working Height | 8.0m | 10.0m | 10.0m | 12.0m |
| Platform Floor Height | 6.0m | 8.0m | 8.0m | 10.0m |
|  Overall Length | 2.48m | 2.48m | 2.48m | 2.48m |
| Overall Width | 0.81m | 0.81m | 1.15m | 1.15m |
| Overall Height(Rails Up) | 2.20m | 2.32m | 2.32m | 2.40m |
| Overall Height(Rails Down) | 1.87m | 1.89m | 1.78m | 1.92m |
| Platform Size | 2.27X0.81m | 2.27X0.81m | 2.27X1.12m | 2.27X1.12m |
| Platform Extension Size | 0.9m | 0.9m | 0.9m | 0.9m |
| Ground Clearance(Stowed) | 0.1m | 0.1m | 0.1m | 0.1m |
| Ground Clearance(Raised) | 0.019m | 0.019m | 0.019m | 0.019m |
| Wheelbase | 1.87m | 1.87m | 1.87m | 1.87m |
| Turning Radius(Inside) | 0m | 0m | 0m | 0m |
| Turning Radius(Outside) | 2.10m | 2.10m | 2.20m | 2.20m |
|  Lifting/drive Motor | 24V/3.3kw | 24V/3.3kw | 24V/3.3kw | 24V/4.5kw |
| Travel Speed(Stowed) | 3.5km/h | 3.5km/h | 3.5km/h | 3.5km/h |
| Travel Speed(Raised) | 0.8km/h | 0.8km/h | 0.8 km/h | 0.8km/h |
| Up/down Speed | 24/54sec | 28/40sec | 28/38sec | 45/36sec |
| Wind Rated | 12.5m/s | n/a | 12.5m/s | 12.5m/s |
|  Batteries | 4X6V/225Ah | 4X6V/225Ah | 4X6V/225Ah | 4X6V/240Ah |
| Integrated Charger | 24V/25A | 24V/25 A | 24V/ 25 A | 24V/25 A |
|  Gradeability | 25% | 25% | 25% | 25% |
| Maximum Working Slope | 2° / 3° | 1.5° / 3° | 2° / 3° | 2° / 3° |
|  Tyres | Φ381X127mm | Φ381X127mm | Φ381X127mm | Φ381X127mm |
|  Weight | 2085kg | 2140kg | 2615kg | 2945kg |

* Product specifications and prices are subject to change without notice or obligation
The photographs and/or drawings in this document are for illustrative purposes only

YOUR ONE SUPPLIER FOR EQUIPMENT HIRE, NATIONWIDE.

Service area: Nationwide | Branches: New Plymouth & Hawera | Phone: 0800 44 10 44 | Email: hire@presco.co.nz